


Hajj 2026 Journal

Maulānā Ebrahim Noor



© Islamic Academy of Coventry

Hajj 2026 Journal

All rights reserved. Aside from fair use, meaning for use of educational purposes or review, no part of this publication may be reproduced without the prior permission of the copyright owner.

Islamic Academy of Coventry

83-87 Cambridge Street

Coventry CV1 5HU

www.islamicacademycoventry.org

islamicacademycoventry@hotmail.com

Contents

Introduction.....	6
Hajj Booking Process.....	8
Choosing a package	8
Tour Groups	9
Guide Assignment	10
Hotels.....	11
Travel Information	13
Airport	14
Arrival in Madīnah Airport.....	16
Madīnah Hotels.....	18
Nusuk Cards	18
Hotel Room Configurations	18
Madīnah Ziyārah	20
Stay in Madīnah – 2 nd Dhul Ḥijjah.....	21
Journey to Makkah - 3 rd Dhul Ḥijjah	23
Masjid Dhul Ḥulayfah	23
Zuhr & ‘Aṣr.....	25
‘Umrah.....	27
Thursday - 4 th Dhul Ḥijjah.....	29

Ziyārah in Makkah	29
Group Support	30
Friday - 5 th Dhul Ḥijjah	32
Saturday - 6 th Dhul Ḥijjah.....	34
Sunday - 7 th Dhul Ḥijjah.....	35
Monday - 8 th Dhul Ḥijjah	37
Coach to Mina.....	37
Mina Camps	38
Ḥajj Timetable	40
Tuesday - 9 th Dhul Ḥijjah	42
‘Arafah.....	42
Coach to Muzdalifah.....	43
Wednesday - 10 th Dhul Ḥijjah	44
Walk to Jamarāt.....	44
To Makkah.....	46
Ṭawāf al-Ziyārah	49
11 th of Dhul Ḥijjah.....	54
12 th of Dhul Ḥijjah.....	56
13 th of Dhul Ḥijjah.....	57
14 th of Dhul Ḥijjah.....	59

The Farewell Ṭawāf.....	61
Coach to Airport.....	62
Parting Thoughts	63
Appendix A – Mina Packing List.....	68
Appendix B - Du‘ā in ‘Arafah.....	70
Appendix C – Example Ḥajj Timetable	74

Introduction

It was with the Grace of Allāh **سُبْحَانَهُ وَتَعَالَى** that I blessed with the opportunity to go for Hajj in May 2026. I had been selected as a guide by London Prestige to assist the pilgrims in all the religious aspects of Hajj, from the preparation before the journey to being on the ground during the blessed days.

This was my first time as a guide and undertaking this important role, where I was responsible in providing the relevant guidance to the pilgrims in the group, weighed heavy on me. I prayed to Allāh **سُبْحَانَهُ وَتَعَالَى** to enable me to fulfil this role to the best of my ability and fulfil the rights the pilgrims had over me. Alḥamdulillāh, throughout the journey Allāh **سُبْحَانَهُ وَتَعَالَى** provided His Help and Assistance enabling the pilgrimage to be a very memorable and fulfilling experience for all the pilgrims in our group.

The new booking process for Hajj through the Nusuk platform can lead to confusion. From the booking process, through to the allocation of the hotel rooms, travel logistics between sites etc, there were many areas where the pilgrims would benefit from having additional information. Therefore I felt it would be beneficial to create a journal detailing some of the realistic expectations for the pilgrims when they go for Hajj. This will Inshā Allāh enable them to prepare accordingly and understand the possible delays and complications which can arise.

I have also detailed some advice which can be given to the tour guides or 'Murshids' as they are known, to make the experience for the pilgrims more beneficial and meaningful. I was very fortunate that brother Mohammed from London Prestige offered the position of the 2nd guide to myself with the intention of benefiting the pilgrims. For this I will be eternally grateful. It was an opportunity for me to come 25 years after my first visit to the Haramayn to serve the pilgrims.

I have created this document in a chronological format, including my personal experiences throughout our Hajj, detailing the journeys made throughout, including distances and maps. I have added colour coded boxes with advice for pilgrims, guides and Agents which will Inshā Allāh also be beneficial.

I pray that this booklet will help pilgrims understand the true nature of the journey, manage their expectations as well as enable them to prepare accordingly, making their Hajj as best as it could be.

Ebrahim Noor

16th Dhul Hijjah 1447 – 2nd June 2026

Hajj Booking Process

For pilgrims in many countries including the United Kingdom and the US, Hajj can only be booked through the Nusuk Platform. There are a number of steps involved. A very general overview is given below:

- Creating a user id in the Nusuk platform (hajj.nusuk.sa)
- Adding travel companions if required
- Choosing a Hajj package and adding it to your basket
- Adding funds to the ewallet
- Purchasing the package once phases become live

Choosing a package

There are a number of factors involved in choosing a package. This could be the duration of the trip, the proximity of the hotels to the Haramayn, or choosing a package due to a particular guide or tour group.

First and foremost, Hajj is the only obligation which is Farḍ once in a lifetime. Therefore, pilgrims should plan accordingly. For sisters, choose a package which will allow you to perform the Ṭawāf al-Ziyārah whilst ritually pure, so this could mean choosing a package which returns at a later date.

The closer the hotels are to the Haramayn, the more expensive the package will be. If you can afford to go for Hajj, even on the cheapest package, where the hotels may be far away, Hajj becomes

obligatory upon you, so do not delay due to wanting a particular package.

Tour Groups

It is important to understand how the Hajj Tour Groups/Agents function. They will partner up with a Saudi provider and market the packages on their behalf. The Agents, do not have the ability to send as many guides as they want, even at their own expense. Depending on how many bookings they can secure, if they reach a particular threshold, the Saudi provider will allow the provision of a single guide. If the number increases by the same amount, then another guide will be allowed. This year, the threshold was 46. So for every 46 pilgrims, a guide was allowed. This could mean, there could still be only a single guide for around 90 people.

It is also important to understand; the Saudi providers do not differentiate between spiritual guides and logistical guides. It will be up to the Tour Group/Agent, if they wish to take a spiritual guide, unless the spiritual guide, is also a Tour Group leader/Agent themselves.

Provider Improvement: Allow for the provisioning of a qualified Spiritual Guide with each package per hotel in addition to the tour guide. Hajj is an obligation and as well as looking after the logistical side of Hajj, the religious aspect should not be overlooked. Also allow the Tour Group/Agent to bring additional guides at their own cost if they wish to do so.

If you wish to go with a particular spiritual guide\Shaykh, then understand what their arrangement is with the Agent. There have been instances where pilgrims have chosen packages, expecting a certain spiritual guide\Shaykh, but unfortunately, they have not been able to come due to a lack of bookings or other reasons.

My personal advice is to join a group which does not only have a Scholar, but one who will be able to answer your Hajj related queries according to your school of thought. The Scholar should be familiar with the Fiqh of Hajj and also accompany you during the 5 days of Hajj to ensure the pilgrims gain maximum benefit, through regular talks and advice relevant to the pilgrimage.

Guide Advice: Make a timetable for the days of Hajj, allowing time to teach the pilgrims the rites for the following days, the day before and relevant advice throughout. Our timetable has been provided in Appendix C.

Guide Assignment

Once you have been successful in booking, you will be assigned a guide within the Nusuk platform. This maybe a random guide and not the guide who you have been expecting with your Agent. There appears to be a disconnect within the Nusuk system.

Provider Improvement: Only assign pilgrims to the guides who are in the same group as them. There are instances where the guides are contacted by pilgrims who are in registered to them in Nusuk but are in a completely different group.

Hotels

The Saudi providers will offer multiple packages over multiple hotels. The closer the hotels are to the Ḥaramayn, the more expensive the package will be. Consider this, if there is a single guide and the packages are spread across multiple hotels, it will not be possible for the guide to be at multiple places at one time.

Pilgrim Expectation: Do not expect a guide to be with you through all the days of your package, as they will most probably be spread across a number of hotels.

Provider Improvement: All providers should have hotels close to each other so the guides can move around or allow for the assigning of one guide per hotel/per package.

The situation we had this year, was that the pilgrims were distributed over 3 hotels in Madīnah and 4 in Makkah. The time in Madīnah was limited, but in Makkah, we were able to offer talks at one of the hotels further out. Pilgrims from the closer hotels were able to join however, for those who were close to the Ḥaram,

it would be quite a distance to travel. We used a live stream for each of the talks, but this cannot replace in person engagement,

Guide Advice: Live stream your talks so pilgrims in other hotels can also listen if they are far away.

especially for questions and answers.

We were extremely fortunate, that in our group we had Mufti Amir Isap from the Zidna Foundation in London. He had come with his family and were staying in the hotel close to the Haram. Furthermore, his wife was also a scholar, so they were able to assist the pilgrims in the hotel they were staying in by providing refreshers on how to perform 'Umrah and other beneficial talks.

For the sisters, Mufti Amirs' wife created a WhatsApp group so they could ask her in confidence about any rulings/questions related to women. This was extremely beneficial.

Agent Advice: Each group should have at least one female scholar who is able to assist the female pilgrims. This could be a pilgrim in the group who is willing to assist, or someone remote they can contact. Ideally it should be a female guide, but this would be subject to her travelling with a Mahram. Also create a messaging group just for the sisters.

Provider Improvement: Look into assigning female guides as well to assist sisters during Hajj. They should be qualified female scholars who can provide the correct level of guidance.

Pilgrim Advice: Before booking your package, ask the Agent if there will be a Scholar\guide in the hotel you are staying in and what access you will have. Look at the other hotels from the same provider and check their proximity to each other. The closer they are; the more access you will have to a Scholar (assuming there is one in the group).

Travel Information

The Visas and Flight information will be received through the Nusuk platform with notification via email.

Pilgrim Advice: For many pilgrims who were travelling in a group, only a single ticket was issued with the name of one of the travellers, who may not even be the lead traveller. All of the other bookings were included in this ticket and there were no issues. Also for many airlines, you cannot check-in online for group bookings, so advice would be to get to the airport early if you wish to have seats together.

For special meal requests, you should be able to email the airline and arrange.

Airport

When leaving for Ḥajj, there may be a representative from the Saudi Provider at the check in desk to assist. Ensure your baggage is within weight and size limits.

Pilgrim Advice: You may be offered a service at the check-in desk where your luggage can be sent direct to your hotel. Do not accept this and say you would like to keep your luggage with you. Many people received their luggage hours after they arrived at the hotel.

I managed to get a lift to the airport with brother Imran who was travelling with his mother for Ḥajj. We arrived in good time and parked the car in one of the long stay car parks before catching the shuttle to the airport.

I had sent a message to the pilgrims from our group who were travelling on the same flight to connect with me at the airport. ¹

Guide Advice: Calculate the prayer times on the plane and inform the pilgrims. Also inform them of the ruling of Ṣalāh on a plane.

¹ <https://islamicportal.co.uk/salah-on-the-plane/>

The check-in process was smooth. We were asked for our Ḥajj Visas which we had printed out earlier on. Once I had checked in, I waited for the others in our group to also get checked in.

Pilgrim Advice: It will be beneficial to have your Visa printed out as well as copies of your passport so they can be presented if required.

There were nearly 30 of us travelling together. Our first flight was from Manchester to Egypt which went quite smooth. We stopped at Cairo for a couple of hours and then moved onto our next flight.

Due to technical difficulties, we were removed from the plane and sent back to the terminal until another plane was prepared. Alḥamdulillāh we managed to read our Fajr, then board the second plane which would take us direct to Madīnah.

Pilgrim Expectation: There will be many delays throughout the journey. Be patient and spend time in prayer, dhikr, getting some rest and do not miss any Ṣalāh.

Arrival in Madīnah Airport

Our group arrived safely in Madīnah Airport. After collecting our baggage, the security checks were very quick. We were asked for our passports and only asked for one fingerprint. As we had filled in the biometrics beforehand, this seemed to speed up the process.

As we exited the airport into the terminal a representative from our Saudi Provider was already waiting. Once all the pilgrims were together we made our way outside the terminal and onto a coach.

Pilgrim Advice: Similar to the experience in the initial airport, you may be offered a service for your luggage to be sent direct to your hotel. Do not accept this and say you would like to keep your luggage with you.

We had to load all of our luggage onto the coaches ourselves. There were no porters to do this for us at the airport. There may be some porters at the hotels however they will be expecting a tip for the service.

Pilgrim Advice: Advice: At each point, ensure your luggage is loaded and unloaded off the busses.

Provider Improvement: There will be pilgrims who are elderly or have special needs and will require assistance with loading and unloading luggage from the coaches. This should be provided.

As we got closer and closer to the blessed city, I could see the excitement on the faces of the pilgrims. We were trying to catch a glimpse of the minarets in the distance. There were many in the group who had never travelled to the Ḥaramayn before. I could recall how excited I was the first time and the feeling never gets old.

The coach arrived close to the hotel, but we had to wait a while before we were allowed to disembark. Once off the coach, all the luggage was taken off by the porters, with all the pilgrims checking to ensure their luggage was also removed.



Madīnah Hotels

Nusuk Cards

Upon arrival at the Hotels, the Nusuk cards were waiting for all the pilgrims. These were essential during the journey and were checked at regular intervals. Whether this was on coaches or when trying to access the Ḥaram.

Each Nusuk card has a unique QR code. If the code is scanned, the pilgrim profile can be accessed which shows the location of the pilgrims' hotels in Makkah and Madīnah as well as the camps in Mina and 'Arafah.

Free sim cards were also distributed, which had voice and 6GB of data. This was ample for the journey. WhatsApp calls could not be made however facetime worked.

Hotel Room Configurations

The pilgrims were then given their rooms key cards. The room configurations were a challenge, with some family groups being split up. This issue was not resolved for everyone during the stay in Madīnah however it was resolved during the stay in Makkah.

When booking your package in Nusuk, you must read the small print. If you book a double room expecting to share it with your spouse, you may end up sharing with another person of the same gender and the same for your spouse. If you book a triple room, with family members of different genders in the same room, again

you may be split up. The Saudi provider does not guarantee you will be in the same room as your travel partners.

This year, the Agents worked together to rearrange the room configuration to make them as accommodating as possible for the pilgrims. The Saudi provider was unwilling to change the rooms configurations.

Pilgrim Advice: Choose a booking expecting to share with others of the same gender. If you wish to have a room for your own family, the request will be sent forward by the Agent, however it will not be guaranteed, and this can cause a lot of undue stress. It may be easier to choose a more flexible booking like a quad room sharing with others from the same gender.

Agent Advice: Ensure family rooms are maintained, and families are not split across different rooms. Assist in addressing any issues with room configuration.


Provider Improvement: Room configurations must be honoured. If a family has booked a room together then this is how it should be. There are many instances where certain pilgrims rely on assistance from others in the group and by splitting up the groups, it causes a lot of stress and undue anxiety.

Madīnah Ziyārah

The coaches for Ziyārah were organised by the Service Provider. The stops were Masjid Qubā, where pilgrims were allowed to disembark and the Uḥud battlefield. Other stops were Masjid Qiblatayn and a date farm.

Pilgrim Advice: The notice for the Ziyārah was very short. Many people had booked the Rawḍah on the same day were unable to go to the Ziyārah. The advice would be for pilgrims to book their Rawḍah slots either very early in the morning or late afternoon, so if the Ziyārah does become available, they would be able to attend both.

You can also arrange your own private Ziyārah if you wish to do so.



Stay in Madīnah – 2nd Dhul Hījjah

I had left the UK on a Monday and arrived in the blessed city of Madīnah on Tuesday morning. I had been told that I needed to travel to Makkah with a group the following day so had less than 24 hours in the city of Rasūlullāh ﷺ.

After dropping off the pilgrims at the Pullman Zamzam, I made my way to another hotel as my Nusuk card was waiting for me there. I collected my card and made my way to the Assafa Golden hotel which was about a 10-minute walk from the Masjid. I put a message on the group, if anyone wanted to present Salām with me, we could go after Zuhr Ṣalāh.

After getting refreshed and wearing my best clothes and turban, I made my way to the Al-Masjid al-Nabawī. After Zuhr, we went to present Salām. I advised the brothers with me on what I find is the best way, which is to take your time and continue reciting Salām as you approach the Rawḍah. I advised once again not to use mobile phones as it is very disrespectful.

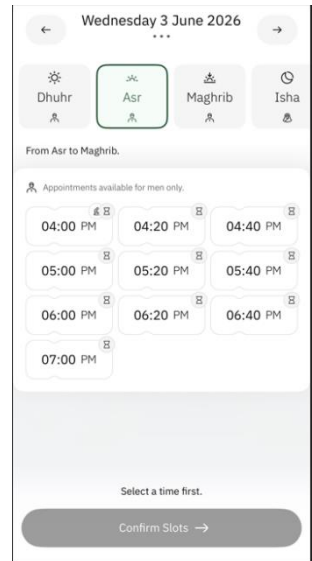
After Salām, we went back into the Masjid through Bāb Abū Bakr and walked all the way adjacent to the Rawḍah. I showed the brothers Riyāḍ al-Jannah, and we stayed there for a while.

One of the brothers on the group had not got a Rawḍah booking and while we were waiting, he managed to secure a last-minute slot.

Pilgrim Advice: If you enable location services in the Nusuk App, at the hour some slots may become available for the Rawdah. Check the available slots just before the hour, and if there is a lightning bolt sign next to the slot, you will be able to secure that booking. The slots go very quickly so you need to select it right away.

The potential slots will have a small icon of a person sitting next to an hour glass as can be seen in the picture opposite on the 04:00 pm slot. When this becomes available, the hourglass will change into a lightning bolt. Keep switching screen just before the hour, going forwards and backwards until it changes into a bolt then book it.

As my time in Madīnah was limited, I did not manage to get a Rawdah booking or visit Jannatul Baqī'. I spent my time in the Masjid reciting Durūd and Qur'ān. As it was the 10 days of Dhul Ḥijjah, many people were fasting and there was iftār at Maghrib time which is always a beautiful sight in Madīnah. The plastic sheets are laid down, and everyone receives a small bag containing dates, yoghurt, bread and water. There are people going around offering tea and coffee and it is a beautiful atmosphere highlighting the generous nature of the people of Madīnah and our Islamic brotherhood.



Journey to Makkah - 3rd Dhul Hijjah

Masjid Dhul Hūlayfah

The coach was to leave from the Madinah hotel at 8:30am, so all the pilgrims were told to bring their luggage down by 7:30am. The coach arrived on time and there were only 17 pilgrims on the coach. Even though we had another 25 or so pilgrims travelling on the same day from another hotel, there would be separate coaches for each.

I spoke to brother Abdal from our group who was staying at the other hotel, and he kindly agreed to supervise the pilgrims on the way to Makkah. Alḥamdulillāh, he did an excellent job of keeping the pilgrims together during the journey.

There was a lot of uncertainty as to whether the coaches will stop at Dhul Hūlayfah or not for the pilgrims to enter into Iḥrām. We advised the pilgrims to read the 2 Rakʿah Ṣalāt al-Iḥrām in the hotel. If the coach does stop at Dhul Hūlayfah, and we are allowed to disembark, then this can be repeated. If the driver does not allow us to get off the coach, then we can make our intention and Ṭalbiyah in the coach. We also advised all pilgrims to get into Iḥrām in case we are not allowed to stop.

Before the coach left, the driver and the representatives confirmed that we would be stopping in Dhul Hūlayfah.

We boarded the coach and made the short trip to the Masjid Dhul Ḥulayfah. There were many coaches with pilgrims coming in and out of the Masjid. There were separate entrances for the men and women.



We entered the beautiful Masjid and read out 2 Rak‘ah Ṣalāt al-Iḥrām, then Du‘ā, then intention and finally the Ṭalbiyah. We were all performing Ḥajj Tamattu‘ so entered into Iḥrām for ‘Umrah. We made our way back to the coaches but some of our companions had been directed a different way, so took a little while in coming back.

Pilgrim Advice: Take a picture of the coach number and also drop a pin on its location so you can make your way back to the coach. Do this every time you get off the coach.

Guide Advice: Take a picture of the coach and its number and put it on the WhatsApp group. Also drop a pin on its live location.

Provider Improvement: Ensure all coaches stop at Masjid Dhul Ḥulayfah and also stop for Ṣalāh. Not all schools of thought allow the combing of Prayer so please take this into account.

Zuhr & 'Aṣr

The previous year, we had heard from pilgrims that the coaches were not stopping for Ṣalāh on the way to Madīnah. This had worried me greatly. We were coming for Ḥajj, but Ṣalāh is also obligatory, how can they not stop?

The coach had 2 drivers. One who was driving and one who was resting in a compartment behind a curtain. I offered the driver some water, but he said he was fasting! Alḥamdulillāh a positive sign. As I was sat close by, I could hear him listening to an Islamic talk on the virtues of Dhul Ḥijjah in Arabic. I went down to speak to him asking if he is going to stop for Ṣalāh. He said he would Alḥamdulillāh.

10 minutes before Ṣalāh time, the coach went off course and entered a village and stopped outside a service station which had food, toilet and prayer facilities. The driver told us to take our time, and we stopped for around 40 minutes. We all prayed our Zuhr Ṣalāh, got refreshed and back on the coach. The other coach also made the same stop, so they were also able to pray.

Maghrib was not until nearly 7pm so we had enough time to get to Makkah and read 'Aṣr. The drivers changed and we made our way to Makkah. There were some long stops at checkpoints, but Alḥamdulillāh everyone had ample space on the coach, and were relaxed, reciting the Ṭalbiyah anxious to get to Makkah.

During the journey, I shared some information on the blessed city of Makkah and gave some background on the Sīrah of Rasūlullāh صَلَّى اللهُ عَلَيْهِ وَسَلَّمَ. Throughout the whole journey, I tried to provide the pilgrims with information, which was relevant, so they could understand the basis behind many of the rituals, the reasons why they are done, and how they were done during the time of Rasūlullāh صَلَّى اللهُ عَلَيْهِ وَسَلَّمَ.

We arrived in Makkah at our hotel around 4:30pm, a journey of about 8.5 hours including stops. We were welcomed into the hotel with gifts. The rooms were ready and brother Mohammed was already at the hotels to hand over the room key cards.

We decided to go for ‘Umrah at 10pm, giving everyone some time to rest. If anyone wanted to come with me, they were free to do so. For some of the pilgrims it was the first time, so they wanted as much guidance they could get. A meet up time for 9:45pm was agreed.

Pilgrim Advice: If pilgrims wish, they can take the train to Makkah from Madīnah. If this is not part of the package then it will be at their own expense. There are also luggage size limitations on the train, so take this into account. Inform your guide and the Saudi provider will arrange transport to and from the train stations. Note: You must enter into the state of Iḥrām before you board the train or as soon as it leaves, as the Miqāt approaches very quickly.

‘Umrah

As agreed, we met up at 9:45pm. I gave a quick overview of how to perform ‘Umrah and we waited for the shuttle service to take us to the Ḥaram. The hotel was approximately 1.3 miles from the Ḥaram, so about a 30 minutes’ walk navigating a hill which was steeper on the way back.

After waiting for nearly 30 minutes, the shuttle service did not turn up, so we all agreed to take a slow walk towards the Ḥaram. We stayed together as a group, reciting the Ṭalbiyah and before we got to the Masjid, the men got into Iḏtibā‘, by putting the upper sheet below the right shoulder and over the left.

We followed the pilgrims through the King Abdul Aziz gate and entered into the Masjid with our gaze on the floor. We continued walking forward until we went down a flight of stairs. We followed the crowd forward until we entered the Maṭāf. I advised everyone to keep going forward until we could see the people in front of us moving in a counter clockwise direction. Finally we stopped and raised our gaze towards the blessed House of Allāh

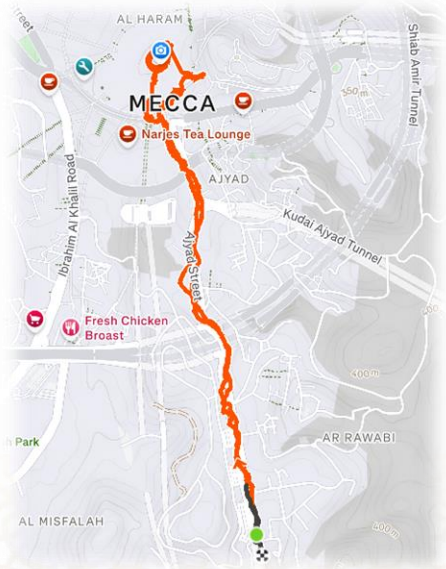
سُبْحَانَكَ وَتَعَالَى

This first time you see the Ka‘bah is a moment you will cherish for your entire life. And each time after, it is still special. I had advised everyone to take their time and do as much du‘a as

possible. There was no rush. We arranged a meeting point at the entrance to the Sa‘ī after the Ṭawāf.

It is very difficult to stay as a group when performing Ṭawāf. Everyone has their own pace; the men were also doing Raml for the first three rounds. It was busy but we completed the Ṭawāf and then made our way for Sa‘ī. By this time most of the group had split up. We completed the Sa‘ī and it was around 2:30am. We then waited a while to see if we could spot anyone else and made our way back to the hotel. Some of the pilgrims managed to catch a taxi whilst others walked back.

On the way, we stopped off at a barbers. I had decided to cut my hair short now and shave it after Ḥajj. After a quick trim with the machine, I went back to the hotel, removed my Iḥrām and had a shower. We prayed our Fajr in the Masjid in the Hotel and took some much-needed rest.



22:24 on Wednesday, 20 May 2026 - Makkah Al Mukarramah, Saudi Arabia

Pre Hajj Umrah - AH

Add a description

6.67 mi 2:58:59 26:48 /mi
 Distance Moving Time Pace

Elevation 1,029 ft Calories 611
 Elapsed Time 4:17:02

Thursday - 4th Dhul Hijjah


This was our first full day in Makkah. We spent our time getting some much-needed rest and then going to the Ḥaram for Ṭawāf. However, I had been asked to take a group for Ziyārah at 7:30am. So it was literally a couple of hours sleep and then back down to reception.

Ziyārah in Makkah

As many of the pilgrims had performed ‘Umrah the night before, only those who had arrived in Makkah before joined the Ziyārah. During Ḥajj days, the tours are quite limited as to where they can stop. The driver informed me that they would stop at Jabl Nūr and then at Jabl Thawr. There was also talk of a museum but we did not manage to stop there.

As the coach departed, I talked about the history of the Ka‘bah and how the Quraysh settled in Makkah. I then talked about the lineage of Rasūlullāh ﷺ and his life up to the point of Prophethood.

We got off the coach at Jabl Nūr and there is now a shopping village there as well as an exhibition centre. We proceeded towards the base of the mountain. You can walk



up but we did not have enough time. I talked about the first chapter in Ṣaḥīḥ al-Bukhārī where the first Revelation is discussed. I then asked one of the Ḥāfiẓ Muhammad Zaid who was with us to recite the first verses of Sūrah al-ʿAlaq. It was a very surreal moment, listening to the Revelation and looking at the exact location where it was Revealed.

After a short break, we made our way back to the coach and went to Jabl Thawr. We were not allowed to get off the coach, so I discussed the story of the Hijrah, and we then made our way back to the hotel.


Pilgrim Advice: If you are going to go on a Ziyārah, ensure the guide on the coach will be speaking in English. As there will be pilgrims from other countries on the same packages, there is a probability the Ziyārah will be in a different language.

Group Support

The final group from Madīnah also arrived on this day. They were staying at the Makarem Ajjad hotel, which was close to the Ḥaram, but far away from the other hotels. Two of the main concerns I had before I went was the logistics of covering 4 hotels and also how to provide support to sisters in the group. Alḥamdulillāh, as I mentioned in the introduction, Mufti Amir was part of the group who was staying at the Makarem Ajjad hotel, so

he happily agreed to help the pilgrims in the hotel. He runs the Zidna Foundation² in Streatham London and also has a pilgrim portal for users to ask about rulings pertaining to Hajj and ‘Umrah.

I asked Mufti Amir, if they had any female scholars in his family who were travelling with him and he said yes. Alḥamdulillāh, his wife was also a scholar so she setup a WhatsApp group for sisters to ask questions. We also had a female GP in the group at Makarem, and she kindly offered to give health advice to the sisters throughout the pilgrimage.



² <https://zidna.co.uk/>

Friday - 5th Dhul H̄ijjah

This was the only Jumu‘ah Ṣalāh we would have in Makkah and due to the crowds, I advised everyone to leave the hotel by 9am if they wanted to get inside the Masjid.

Pilgrim Advice: If you wish to go for Jumu‘ah at the Ḥaramayn, leave very early, arriving before 9:30am.

I sent a message out informing the pilgrims of the Adhān timings in the Ḥaramayn. The first Adhān actually takes place before Zuhr time so the Sunnah of Jumu‘ah cannot be prayed. They must be read after the Farḍ.

I arranged a meetup point at the hotel for 9am and Alḥamdulillāh many from the group arrived. We made our way to the Ḥaram walking, praying that the Masjid will be open. Just outside the Ḥaram, there was a checkpoint where our Nusuk cards were being checked.

Pilgrim Advice: Keep your Nusuk cards with you at all times. If you lose it, you can also access it via the Nusuk app on your phone.

We approached the Ajyad ramp and the Masjid was open. We managed to get inside the first floor and started a Ṭawāf. It was very busy and by the time the lines were formed for Jumu‘ah Ṣalāh, we had only completed 4 rounds.

The first Adhān for Jumu‘ah was recited and we waited for the second Adhān after which the Imām delivered the Khuṭbah. This was followed by a short Ṣalāh. We completed our Sunnah and then resumed our Ṭawāf which was much quicker than before as many people left the Masjid.

After Jumu‘ah, we made our way back to the hotel, and I arranged a talk for the pilgrims to start getting them ready for Ḥajj. There were many groups in the hotel from different countries and each of them were having their own sessions. On this day, we made a WhatsApp call so the sisters could sit and listen to the talk on their side of the Prayer room.

The main theme of this day’s talk was the similarities between this journey and the journey of the hereafter. I took information from Faḍāil Ḥajj by Shaykh Zakariya رَحْمَةُ اللهِ عَلَيْهِ and shared it with the group. This was then followed by a Q and A. The preparation for Ḥajj was now in full flow.



Saturday - 6th Dhul Hijjah

With only 2 days left to go we spent time in the Ḥaram doing Ṭawāf. I concluded my Ṭawāf after Fajr on the roof and as I approached the green light, I noticed my respected teacher Maulānā Abdul Raheem Saheb sat with his son Mufti Nu'man.

I made my way towards him and greeted him warmly. I had been with him the Saturday before and Alḥamdulillāh it was lovely to see my Ustadji again. We waited till sunrise, read our 2 Rak'ah Ṣalāt al-Ṭawāf and then made our way back to our respective hotels.

I had arranged another talk today at the hotel with the subject being, 'The Basis of the Actions of Ḥajj'. Again this was at the hotel after 'Aṣr Ṣalāh.

Mufti Amir also held a talk at the Makarem Ajyad hotel, so the pilgrims had a choice where they wanted to attend. This included a special session for the sisters.

Time was then spent in the Ḥaram on this day.

Sunday - 7th Dhul Ḥijjah

Today was our final day for preparation. We were advised we would most probably leave late in the evening for Mina.

Mohammed had been to Mina and ‘Arafah and sent videos of the camps as well as the locations. Coaches would be leaving from each of the hotels. Before this, each of the pilgrims would require a wristband to give them access to the camp.

I arranged a talk at 4:30pm at the hotel and would thereafter hand out the wristbands. The talk focussed on what we needed to pack for Mina as there would be a rucksack in Mina for each of the pilgrims with some items, so it would not be wise to take extra. A link to the talk can be seen below. Appendix A contains the Mina packing list and advice on what needs to be done before we go.

<https://iacoventry.mixlr.com/recordings/3132620>

Once the wristbands had been handed over, everyone went back to their hotels to get prepared for Mina. We had been told to get ready for 9:00pm. Everyone got changed into their Iḥrām clothes once more and made the intention for Ḥajj.

The first coaches to leave were from Makarem Ajyad. The coaches from our hotels left around 2:30 am. The Sunnah method would be to leave after sunrise but due to the logistics we were advised

to leave with the coaches. This would save the walk to Mina and also prevent any issues with beds in the Mina camp.

Guide Advice: The process of handing over the wristbands should be as follows:

- Select a female from the group who can put the wristband on the sisters. Ideally the wristbands can be handed to her Maḥram to then hand over to her.
- Ensure the pilgrim lists are correct and up to date, ensuring the genders are correct.
- Arrange a single session at one hotel for the pilgrims to pick up the wristbands.
- When the names are called out, the Nusuk card must be presented and verified before the wristband is handed over.
- Once handed over, the wristband should be put on the pilgrim, then the name ticked off the list.
- There will be different coloured bands for different camps (blue for Al-Mu‘ayşim, gold for Kabsh, white for B72)
- If pilgrims cannot make it to the central location, guides can visit other hotels and hand over wristbands, using the same process above.

Monday - 8th Dhul Ḥijjah

The issue of having a guide with you also transfers into the camps in Ḥajj. The majority of pilgrims will stay in the Al-Muḥāyṣim camp, with a few in the Kabsh camp and also some in the other camps such as B72, which allows travel between the holy sites by train.

It is most probable that your guide/Scholar will be at the Al-Muḥāyṣim camp where the majority of the pilgrims will be. There may be other guides who are present at the other camps who you may be able to access.

We found many people in Mina who had no guides and joined our programmes. The most probable reason for this was their guide was in another camp.

Pilgrim Advice: When choosing your package, ask Agent which camp would the guide/Scholar be residing in during the days of Ḥajj and choose a package within that camp. If you choose another camp, then manage your expectations.

Coach to Mina

The first coach arrived at one of the hotels and could not leave until they received clearance. The coaches may have a representative from the Saudi provider on board. Even though Mina is not far, there will be a lot of traffic and due to the one-way

system, there is a likelihood some coach drivers will get lost. In our group, one of the coaches took a long time to finally arrive to camp.

Pilgrim Advice: Take water with you on the coach and some food, be prepared for a long journey due to traffic. Keep busy in Talbiyah.

Mina Camps

As the coaches from the various hotels arrived in Mina, we made our way to our camps. The male camp was spread over 3 adjacent sections. The central section had 24 beds, with 11 and 9 in the other adjacent sections. You could see each other over the beds, however you could only enter each section from the front doors.

Pilgrim Advice: There will be allocated beds for each group in Mina. There is a possibility other groups may take beds which are allocated to your group, so ensure you stay on the ones which are allocated to your group. If anyone has taken beds from your group, then ask them kindly to move. If there are any issues speak to your guides as soon as possible.

The camps for the European pilgrims can be seen in the picture on the following page. They are around 2.5 miles away from the Jamarāt.

Jamarāt

European Mina Camp



Guide Advice: Ensure there is a sister who can assist in ensuring all female pilgrims are allocated the selected beds. There is a possibility that other pilgrims will take the beds and this in turn causes major issues. Each of the groups who share the tent, should have female guides to ensure their group only stays on their allocated beds. Names on beds would be even better, and they can be swapped later on.

The group settled in, but the sisters had some challenges as others had taken their allocated beds. After speaking to other guides, a sister from each of the groups was made responsible for arranging the beds and finding spaces for everyone.

Ḥajj Timetable

For our time in Mina, a timetable was prepared to ensure that the pilgrims make the most of the time. There were regular talks explaining the acts for the following days as well as spiritual advice and guidance.

Guide Advice: Arrange a timetable for the pilgrims with regular talks and advice on relevant topics. Discuss the rites of the following day, the day before so the information remains fresh. Stream the talks so the sisters can also listen. Our timetable can be seen in Appendix C.

We had arrived before Fajr, so prayed our Fajr Ṣalāh in Mina. As everyone settled, we were surprised with the facilities. Fridge's full of juice, fizzy drinks and water. Freezers with Ice cream (check to ensure they are Ḥalāl as some had carmine). Tea/Coffee all day and meals 3 times a day.

On this day, all we needed to do was pray our 5 times Ṣalāh. After Ṣuḥr, I delivered a talk on the power of supplication as the following day was the day of 'Arafah and the main act of worship on this day was Du'ā. A link to the talk can be found below.

<https://iacoventry.mixlr.com/recordings/3132621>

Pilgrim Advice: Get rest when you can during Ḥajj, as it will be physically challenging.

After ‘Aṣr Ṣalāh, Mohammed delivered a talk covering the logistics of Ḥajj. A link to the talk can be found below.

<https://iacoventry.mixlr.com/recordings/3132622>

We were also very fortunate that our respected teacher Maulānā Abdul Raheem Saḥib Ḥafīzahullāh took time out from his busy schedule and visited our tent to give us some very beneficial advice for the next few days.



Tuesday - 9th Dhul Hijjah

‘Arafah

We left Mina for ‘Arafah late morning and arrived at the camp. The sisters were in a separate camp, and we were placed in a large tent which accommodated a few hundred pilgrims. Each of us had a sofa bed and space was quite tight. We settled in and got ready for Zuhr.

Before Zuhr Ṣalāh, I delivered a talk giving a brief overview of the Ṣīrah, highlighting major events until the culmination of the Farewell Hajj. I then read out the sermon delivered by Rasūlullāh ﷺ at this time on this day. A link to the talk can be found below:

<https://iacovertry.mixlr.com/recordings/3132617>

After Ṣalāh, there were further talks by guides from the other groups. After the talks, we all focussed on Du‘ā and recitation of the Qur‘ān. We also circulated the pdf of Al-Ḥizb al-A‘ẓam to the group so they everyone could read it if they wished to do so.

At 6pm, we had a congregational Du‘ā outside, where the sisters could also join in, positioned behind the brothers. Time was then given to everyone to make individual Du‘ā until Maghrib time when the Wuqūf came to an end. I focussed on many aspects during the congregational Du‘ā. I have listed the main bullet points in Appendix B.

Our group had been informed, that we would be the last ones to leave the camp in ʿArafah, so we took some rest, had some food and waited for the busses which came after midnight.

Pilgrim Advice: Take the blanket and pillow provided to you in ʿArafah to use in Muzdalifah.

Coach to Muzdalifah

As we had nearly 100 people in the group, we went in different coaches to Muzdalifah. The trip was not very long, and we arrived at a very busy camp. We got our spaces and combined our Maghrib and ʿIshā ʿArafah in congregation. Space was very tight but the previous group that had arrived made some space for us.

The challenge here is to make sure that men and women are not sleeping next to each other. Alḥamdulillāh, the group had managed to arrange this quite well upon arrival.

After ʿArafah, we went over the road to find some pebbles for Ramī. Those who were going to pelt for 3 days, required 49 stones, whilst others who were going to stay on for the extra day required 70. It was quite dark but still enough light to find the pebbles.

After navigating our way back to our beds, being careful not to step on anyone, I managed to get some sleep around 3am.

Very soon I had to get back up. Many of us performed Wuḍū using bottled water and prayed our Fajr ʿArafah.

Wednesday - 10th Dhul Hijjah

Walk to Jamarāt

The plan was to go walking to the Jamarāt. Some buses were available to go back to the camp, but they were leaving before Fajr, hence no one left on them. We stayed some time after Fajr and then started making our way along the walkway which began on a flyover close to our camp.

We started the day in Muzdalifah and travelled together in a group until we reached Mina. Due to the amount of people it was difficult to keep together.

The initial plan was for both me and Mohammed to go direct to the Jamarāt, however some of the pilgrims who were with Mohammed wanted to go back to the camp, so they took a slight detour.

Many of the roads were blocked as they were operating a one-way system. The main road to the Jamarāt was blocked so we ended up going back through the camps. We arrived at the Jamarāt and carried out the pelting of the single Jamarah on this day.

We contacted our Agent confirming we had carried out the pelting so they could proceed with the animal sacrifice. We then made our way down the escalators and onto Makkah following the signs. On the way we received confirmation our animal sacrifice had been completed.



Pilgrim Advice: If you wish to do Ṭawāf al-Ziyārah on the following day, do NOT go down the escalators but follow the path right back to the Moaisem camp.



Pilgrim Advice: If your hotels are in Ajyad, do not follow the path to Makkah, rather go to Aziziyah and take the different tunnel which goes from Maḥbas al-Jinn.

To Makkah

The path to Makkah took us towards the Gazza bus station and we ended up by the new Ḥaram extension. We should have taken the route via Maḥbas al-Jinn (King Abdul Aziz Road) which would have taken us near Ajyad where our hotels were.

Pilgrim Advice: You have the following options to get back to Makkah from the Jamarāt:

- Walk from the Jamarāt (follow signs for Makkah to get to the extension, or follow signs for King Abdul Aziz Road to get to the Ajyad side)
- Take a taxi from Aziziyah or Sheesha (will be expensive, expect to pay up to 100 Riyals per person)
- Take a free bus from the bus station near the Jamarāt. These busses will take you out near the station by Al-Marwah

Path to Makkah

Free Bus Station

Jamarāt



Path to Ajjad

We continued to walk through the new Ḥaram extension and ended up near Jabl Omar. We carried on past the clock tower and then up Ajjad back up the hill to our hotel.

Some people wanted to do the Ṭawāf al Ziyārah rather than go back to the hotel and left their bags outside. This is not recommended as some of the bags were not there upon return and took some time to find.

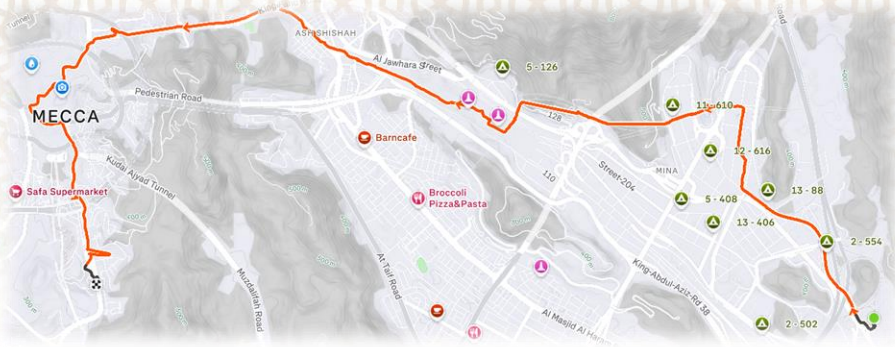
Pilgrim Advice: If you want to do Ṭawāf al Ziyārah now, do not take a large bag with you from Mina\Muzdalifah. You may get away with a small back pack. It would be advisable to go back to the hotel first. If your Rami has been completed, then cut/shave your hair, have a shower get changed, have some rest then go to do your Ṭawāf and Sa'ī.

We got back to hotel around 11:30am and the total journey was around 10 miles of walking. I had received confirmation of my animal sacrifice, so shaved my head and got changed. I prayed Ṣuḥr and had some rest. I then got ready to go for Ṭawāf al-Ziyārah and then back to Mina.

Pilgrim Advice: If you plan to bring back your Nusuk backpack from Mina, then travel light to Mina and just take a spare set of clothes in a draw string bag so you can get into the Masjid to perform Ṭawāf.

You can see the path walked on this leg of the journey in the map on the following page. For an even more detailed view, you can access the information from my Strava profile.³

³ <https://www.strava.com/athletes/29943841>



04:48 on Wednesday, 27 May 2026 - Makkah Al Mukarramah, Saudi Arabia

Hajj Day 3 - Part 1 - Muzdalifah - Mina - Jamarat - Makkah - Hotel

9.97 mi 4:13:21 25:24 /mi
Distance Moving Time Pace

Elevation	846 ft	Calories	1,071
Elapsed Time	5:11:30		

Ṭawāf al-Ziyārah


Once I had a short power nap at the hotel and a bite to eat, I got ready with my roommate Irfan to go for Ṭawāf al-Ziyārah. Alḥamdulillāh, we spent some good time together going to and from the Masjid and in Ṭawāf. He had already done the Saī beforehand so would only be with me for the Ṭawāf.

We decided to perform the Ṭawāf al-Ziyārah on the first floor of the Ḥaram. It was not too busy and Alḥamdulillāh managed to complete it. The Saī was much busier, but with a bit of patience, I also managed to complete it. I always had the constant thought that every person here was a guest of Allāh *سُبْحَانَهُ وَتَعَالَى* and had as much right to be here as me, so I should not think I was more entitled than anyone else.


I finished my Saḥī at Al-Marwah and exited from the right-hand side. The bus station for the free buses back to Mina can be found outside the Masjid close to exit at Al-Marwah.

Al-Marwah Exit

Free Bus Station



I decided to take the pedestrian tunnel back to Mina which would take me out at Maḥbas al-Jinn, in Aziziyah, from where I could get to Mina. The pedestrian tunnel was the one of the left.



Pedestrian Tunnel to Aziziyah

Pilgrim Advice: You have the following options to get back to Mina from Al-Masjid al-Ḥarām:

- Walk from the Ḥaram (take the pedestrian tunnel by Marwah, or from Ajyad)
- Take a taxi from Makkah. You will have to catch the taxi outside of the Ḥaram area. Expect to pay around 100 Riyals per person. Ask to get dropped off near the Slaughterhouse in Mina (as you can see on page 46).
- Take a free bus from the bus station near the Al-Marwah exit. These busses will take you to the bus station close to the Jamarāt, from where you will have to walk back to your camp in Mina, which is around 3 miles.



Pedestrian Tunnel to Aziziyah

After exiting the tunnel at Maḥbas al-Jinn, I continued going straight until I reached the Jamarāt. I then followed signs for Moaisem and made my way back to the Mina Camp which was on 649 street. The total distance from the hotel back to Mina, including the Ṭawāf al-Ziyārah and Sa'ī was just under 12 miles.



15:11 on Wednesday, 27 May 2026 · Makkah Al Mukarramah, Saudi Arabia

Hajj Day 3 - Part 2 - Makkah - Tawaf Ziyārah - Sa'ī - Mina

11.60 mi	3:50:16	19:51 /mi	
Distance	Moving Time	Pace	
Elevation	398 ft	Calories	1,200
Elapsed Time	4:10:11		

I arrived at the Mina camp before Maghrib Ṣalāh and there were a couple of brothers who had arrived before me as they had

performed their Sa‘ī beforehand with a Nafl Ṭawāf. The other brothers arrived a few at a time, each with their own stories and experiences of the day. It had been a long exhausting day, but spirits were high. Some had taken the bus, others a taxi, some had even walked, but by the end of the evening, Alḥamdulillāh most had made their way back. Some of those who were not well, were still in Makkah, either seeking medical attention or recuperating.

Taxi Pickup\Drop off



Mina Camp

Slaughterhouse

11th of Dhul Hijjah

Today, we only had to carry out the Ramī of all 3 Jamarāt. There were some people in the camp who had not yet performed the Ṭawāf al Ziyārah, so they asked for my assistance in getting a taxi back to Makkah. We tried to make our way to the road near the slaughterhouse from where they could get a taxi, but the police had closed the road.

After walking for a while, we found the area where the free buses take you to Kuday station in Makkah. It was very busy, but I left the group there. It is the road to right of Street 649. You can identify the road as it will have a distinctive blue lane for busses and a white lane for pedestrians.



Free Busses

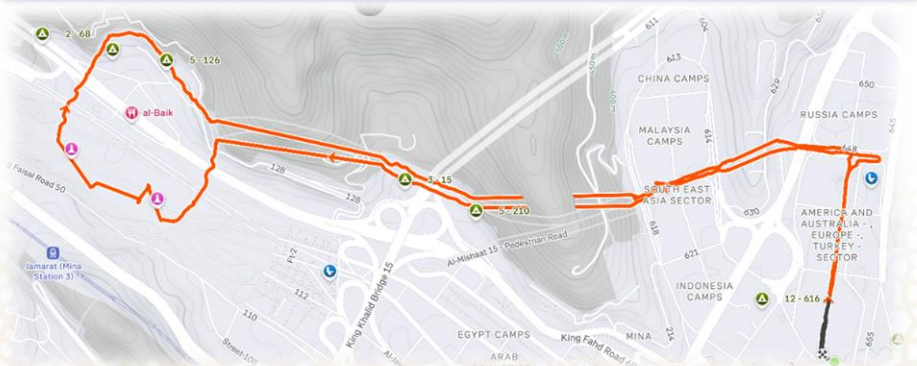
Mina Camp

A curfew had been imposed on the camp between 10am and 2pm. After Ṣuhr, I concluded the talk on the character of a Muslim. Mufti Amir also gave a talk. You can listen to the recording below.

<https://iacoventry.mixlr.com/recordings/3132625>

After some rest, we prayed our ḶĀshr Ṣalāh and left for Ramī. It was very busy and the authorities had created a one-way system to the Jamarāt. This increased the time slightly and the distance to and from the Jamarāt was just under 6 miles. We had intended to get back to camp in time for Maghrib but due to the crowds and time it had taken to get there, we stopped off at another camp to pray our Maghrib.

Pilgrim Advice: Give yourselves at least 2.5 hours to go for Ramī. If you leave right after ḶĀshr, you will get back in time for Maghrib. Otherwise, pray Maghrib on your way back to the camp. Make sure you do not risk missing your Ṣalāh.



16:53 on Thursday, 28 May 2026 · Makkah Al Mukarramah, Saudi Arabia

Hajj Day 4 - Ramī Day

[Add a description](#)

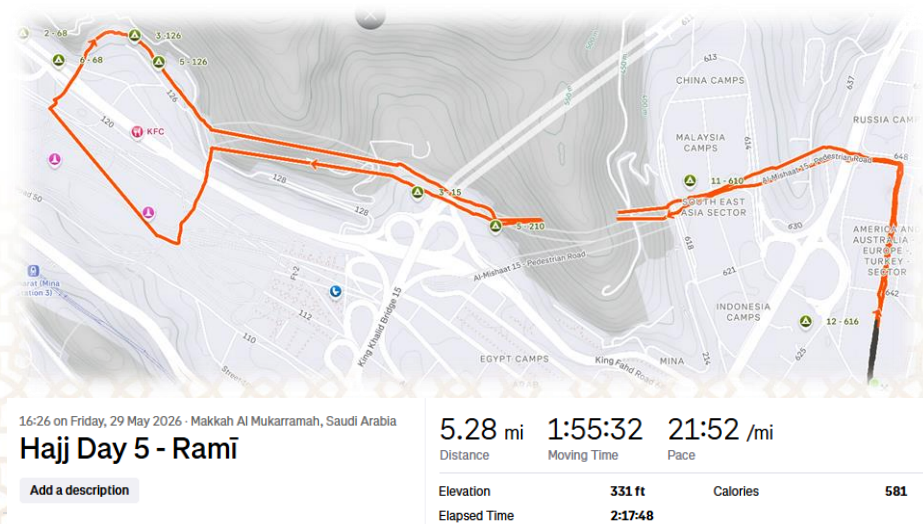
5.75 mi 2:27:46 25:40 /mi
 Distance Moving Time Pace

Elevation	501 ft	Calories	633
Elapsed Time	3:12:27		

12th of Dhul Hijjah

Today was Jumu‘ah. As we had Muqīm’s in the group, we performed Jumu‘ah Ṣalāh in Mina. We were once again under curfew till 2pm. The group then decided who wanted to go back to Makkah after Ramī and who wanted to stay and carry on pelting on the 13th. I decided to stay on for the further day. The camps in Mina would remain open and food would also be available.

Once again we left for Ramī. This time, the traffic control was eased so the way to the Jamarāt was slightly shorter. We left together as a group and assisted those in need. After the Ramī, we directed those going back to Makkah down the escalators, whilst I walked back to the camp. Approximately a third of the group had stayed behind for pelting and we spent the evening getting some much-needed rest.



13th of Dhul Hijjah

We were informed that there would be another curfew from 11am to 2pm. We decided to leave just before 11am and take a slow walk to the Jamarāt. Pelting should be done after Zawāl on this day, so we took regular breaks inside the tunnels. As we emerged from the final tunnel, the Adhān for Ṣuḥr Ṣalāh began so the time for Ramī had also started.

We pelted the first Jamarah and then supplicated towards the Kaʿbah. We then pelted the second Jamarah and once again supplicated. This would be our final supplication in Ḥajj as there is no supplication after the third Jamarah. We took our time asking for forgiveness and praying that Allāh سُبْحَانَهُ وَتَعَالَى accepts our Ḥajj.

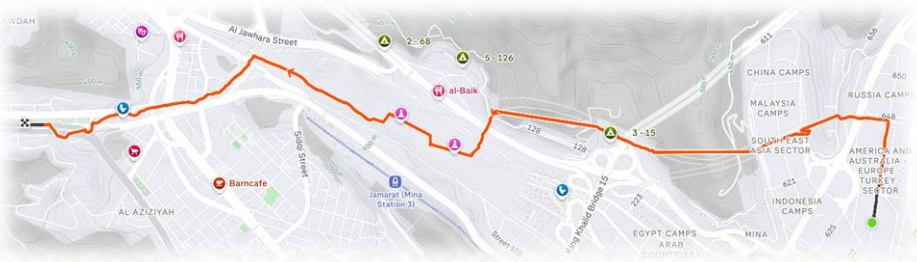
We then pelted the final Jamarah and with the final pelt our Ḥajj rituals were complete.

We came down the escalators and made our way towards Aziziyah this time, taking a left towards King Abdul Aziz Road. We then crossed over the road and took the left tunnel which would take us out near Ajyad, which was closer to our hotels.

Tunnel back to Ajjad



We managed to find a taxi just before the tunnel which took us to Ḥaram. Once in Ḥaram we started making our way back to the hotel and managed to find another cab back up the hill to the hotel.



10:58 on Saturday, 30 May 2026 - Makkah Al Mukarramah, Saudi Arabia

Hajj Day 6 - Ramī and part walk back to Makkah

Add a description

4.16 mi	1:52:42	27:05 /mi
Distance	Moving Time	Pace
Elevation	299 ft	Calories
Elapsed Time	2:27:30	366

Anna Watch Series 6

Shoes: —

14th of Dhul Hijjah

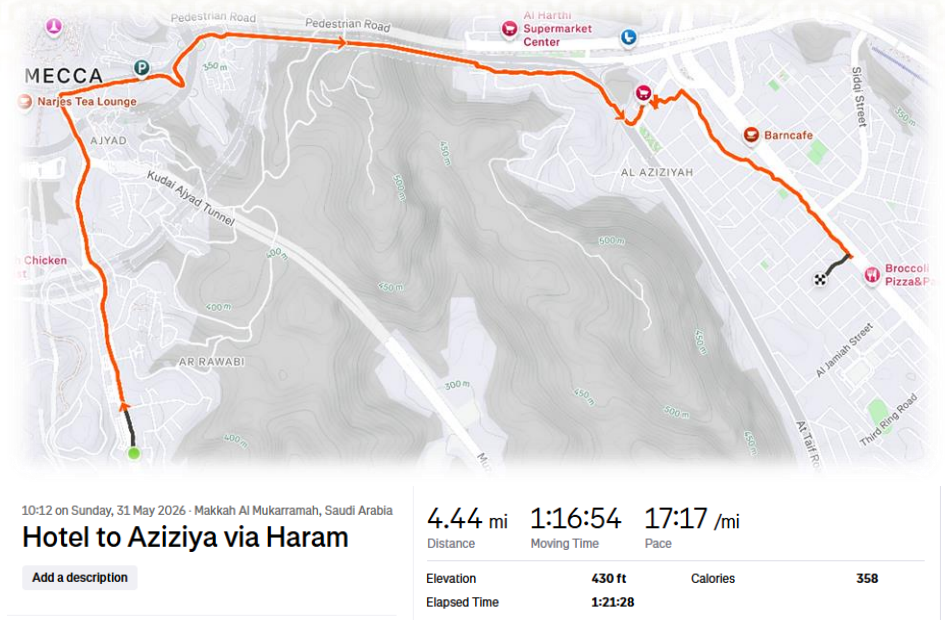
This was my last day in Makkah as I would be travelling back to the UK in the evening. I woke up slightly later and was worried I would not make it to Ḥaram for Fajr, but Alḥamdulillāh, there was a taxi outside with some other brothers, so I jumped in. I met up with one of the brothers from the group and did Ṭawāf on the roof together. We waited till sunrise and then performed our 2 Rak‘ah before returning to the hotel.

My aunt had arrived for Ḥajj from India, and I had not met her up until now, so I decided to take a walk to Aziziyah. This would also help me get my bearings if we ever needed to walk back to Mina from the hotels in Ajyad, as this was a shorter route.


I turned right just as I approached the Ḥaram and followed the road straight until I reached the tunnel. Even though it is a tunnel for vehicles, there are blocked off sections on each side which allows pedestrians to walk through.



I came out of the tunnel near Maḥbas al-Jinn and veered right towards Aziziyah. I passed by the Qatari Masjid. I went inside and read 2 Rak‘ah then continued to the hotel where my aunt was residing. The journey was around 4.5 miles from our hotel to Aziziyah.



I went to Masjid al-Faqih for Ḥuḥr and then after sharing a meal with my aunt and uncle made my way back to Ḥaram. I managed to get a cab part way which took me close to Jannatul Mu‘allah, where Khadijah رَضِيَ اللهُ عَنْهَا is buried. I then tried to walk to Ayyad, but the way was blocked so ended up inside the Mas‘ā and took the Sa‘ī route to Aṣ-Ṣafā where the kind policeman allowed me to exit and come down the ramp.



13:47 on Sunday, 31 May 2026 - Makkah Al Mukarramah, Saudi Arabia

Jannatul Mu'alla to Hotel

Add a description

2.52 mi 45:07 17:51 /mi
Distance Moving Time Pace

Elevation	274 ft	Calories	301
Elapsed Time	55:37		

The Farewell Ṭawāf

I then made my way back to the Ḥaram to perform my Farewell Ṭawāf. I completed my Ṭawāf after Maghrib, read my 2 Rak'ah, and supplicated to Allāh *سُبْحَانَكَ وَتَعَالَى* to forgive me for any sins, and also thank Him for the amazing opportunity I had been given. I then made my way back to the hotel, as I needed to get to another hotel with my suitcase.



17:53 on Sunday, 31 May 2026 - Makkah Al Mukarramah, Saudi Arabia

Farewell Tawaf - until the next Time ia

Add a description

4.60 mi 1:53:31 24:40 /mi
Distance Moving Time Pace

Elevation	203 ft	Calories	472
Elapsed Time	2:21:44		

Coach to Airport

We were told to be at the reception of the Makarem Ajjad hotel for 10pm with our luggage. It was very busy as many pilgrims were leaving at the same time. We loaded our luggage onto the coach and made our way to the airport.

We stopped at a checkpoint, and our passports were all scanned. We were then given another draw string bag with a Qur'ān and a Muşallāh as a parting gift.

Pilgrim Advice: Zamzam can be purchased outside the airport terminal. Each 5-litre container which comes sealed and boxed costs either 12 or 12.5 Riyals. You purchase from the counter and collect on the side after showing the receipt. Only one container is allowed per person. Keep a thick marker with you to label the box so it can be easily identified when you collect on the other side.

We then checked in and waited for our flights. We managed to pray Fajr before the flight and began our return journey.

Parting Thoughts

Alḥamdulillāh, after coming home, the fact that I have just been for Ḥajj still has not sunk in yet. Maybe due to the very busy period, or the extreme tiredness I have felt upon my return.

I can truly say from the bottom of my heart, that I felt Allāh *سُبْحَانَهُ وَتَعَالَى* helped us all along the way. The worries that I had before I went, were all addressed without any effort of my own. By having Mufti Amir in the group to help and support all of us, providing clarification on rulings and beneficial advice was truly a blessing. Having his wife assist the sisters as well, was a great relief, not just for myself, but for many in sisters in the group as well. We also had many health professionals in our group who also helped out, providing advice and guidance as well as supplying medication when needed.

The pilgrims in our group were very patient and listened to the advice throughout the journey. They were appreciative of the talks and advice and spent lots of time with me and Mufti Amir, whether this was going to the Masjid for Ṭawāf or simply conversing whilst walking or in the camp in Mina. I always feel that the experience is directly related to the people in the group, and we could not have asked for a better set. It was a very diverse group from all backgrounds and cultures, trades and professions, but once we were together, it felt like we were all one family.

There was also a surprising number of ‘Ulamā and Ḥuffāz in the group, many of whom I only found out later on. There were 2 Mufti’s, 6 ‘Ulamā, at least 4 ‘Ālimahs and at least 6 Ḥuffāz. From a group of less than a 100, this was a significant proportion. I am pretty sure; there were some more as well. The barakah of these pious souls definitely contributed to the experience. In Mina, we all took turns in leading Ṣalāh, as we don’t know when we would get this opportunity again to lead in the best of places on the best of days.

The sheer scale of Ḥajj is unprecedented. There is nothing like this in the world, and organising this pilgrimage take years of planning. There will always be room for improvement, but we must acknowledge the time and effort that has gone into the operation. May Allāh **سُبْحَانَهُ وَتَعَالَى** accept their efforts and enable them to fulfil the rights of the pilgrims.

As well as the logistics and service, focus must be put into the religious aspect of Ḥajj. There were many pilgrims who did not have a guide, or the guide was not present. They were unsure of what to do next and there was a lot of confusion. Being a guide is an ‘Amānah’, a trust that Allāh **سُبْحَانَهُ وَتَعَالَى** has put on you for the pilgrims. A guide is also not automatically a Scholar or an expert on the Fiqh of Ḥajj. Ḥajj requires Scholars who are able to answer queries at short notice, many of them will be time sensitive, especially when it comes to rulings for sisters. Access must be

made available to a Scholar especially during the days of Ḥajj when they can teach the pilgrims, a little at a time, about the rituals they need to carry out. We must remember, the obligatory Ḥajj is only once in a lifetime and it must be done to the best of one's ability.

If the system can be changed to accommodate for Scholars, separate to the guides, as well as female Scholars and female guides, I feel the benefits can be exponential.

Another area where there is a lot of confusion, is the logistics of getting to one place after another, especially after Muzdalifah. Before that, the coaches are from A to B, and all the pilgrims get to the sites per schedule.

As soon as the first day for pelting arrives, the 10th of Dhul Ḥijjah, all the pilgrims have different physical capabilities. What would be of great benefit is a document detailing how the pilgrims can get from one place to another. From the Jamarāt to Ḥaram, from Ḥaram back to Mina and from Mina to Ḥaram. This should include all the forms of travel, from walking, busses, coaches and taxis. Where they can be caught, any associated costs, time and distance. I have tried to cover some of this in this document, but there will be other ways of travel as well which have probably been left out and can be added.

I carried out the majority of my Hajj from the 10th of Dhul Hijjah by walking. If people are fit, I would advise them to do this, as it saves times waiting for transportation and uncertainty on where you will end up. Many times taxis drop you off in the incorrect place causing even more confusion.

Using google maps to direct in Makkah was not very efficient. It would not take into account the pedestrian tunnels and would often take you off course. A dedicated app or website which could direct you correctly and identify potential transportation, i.e. bus and taxi stops, bus stations etc. to enable you to navigate back to the Haram and hotel would be very beneficial. The Nusuk App does have a Maps functionality, but I did not use this.

To summarise, Allāh **سُبْحَانَهُ وَتَعَالَى** calls approximately 2 million pilgrims to His House each year. He feeds them, gives them drink, gives them the strength and the ability to carry out the rites and grants them safe return to their homes. This is just another great miracle of Allāh **سُبْحَانَهُ وَتَعَالَى**. Whatever we can do to assist the pilgrims to make their experience more fulfilling and meaningful we should do. We are not doing any favours to Allāh **سُبْحَانَهُ وَتَعَالَى**, rather He is favouring us by giving us the opportunity to serve the pilgrims as best we can.

I finally thank Allāh **سُبْحَانَهُ وَتَعَالَى** for giving me the opportunity to serve the pilgrims and I pray that He accepts my efforts, the efforts of brother Mohammed Al Amoudi our group leader, Mufti

Amir and his wife and every single member of our group who helped and assisted others.

I pray that this booklet helps future pilgrims manage their expectations, helps guides and Agents to improve their services, and gives us all the ability to make everyone's Ḥajj an accepted and blessed Ḥajj. I pray that He forgives our shortcomings and gives us the opportunity to come back to His House to serve His pilgrims, time and time again.

Appendix A – Mina Packing List

All in a small backpack or drawstring bag.

- Medication (inhalers, pain killers)
- Non scented soap & container
- Personal Hygiene items
- Small towel
- Miswāk
- Umbrella (will be in Nusuk Backpack in Mina)
- Travel Prayer Mat
- Refillable water bottle (will be in Nusuk Backpack in Mina)
- Hydration tablets/sachets
- Protein Bars, sweets, dry fruits
- Spare Iḥrām lower sheet for men
- Spare light clothes for sister
- Cap\sunhat for sisters
- Portable fan (will be in Nusuk Backpack in Mina)
- Sunglasses

Books

- Zip up Qur’ān
- Hajj Checklist
- Al Ḥizb al-A‘zam & Dua Books

Extras

- Power bank
- Charging cables

- Money
- Small bags for pebbles for Ramī

Before we go to Mina

- Ghusl
- Clean hair\nnails
- Put on Iḥrām clothes
- Read 2 Rak'ah Ṣalāt al-Iḥrām
- Intention for Ḥajj (If not doing Qirān)
- Ṭalbiyah x 3
- Nusuk Card
- Mobile Phone

General Advice

- Stay Hydrated, take electrolytes
- Stay Fuelled
- Don't overeat
- Take rest
- Stay in the shade, use umbrella

Appendix B - Du‘ā in ‘Arafah

The list below contains some of the general points we can ask for. Start Du‘ā by Praising Allāh **سُبْحَانَكَ وَتَعَالَى** and sending Salutations on Rasūlullāh **صَلَّى اللهُ عَلَيْهِ وَسَلَّمَ**.

- Forgiveness from all sins
- Ḥalāl Rizq – Sustenance
- Relief from debts , loans, mortgages
- Save us from Ribā - interest
- Cure all those who are ill
- Cancer / so many with issues , messaged us asking for Du‘ā
- People with Terminal illness
- People with Anxiety / depression
- Ask for beneficial knowledge
- Ask for ability to carry out all religious obligations correctly
- Grant us correct understanding of religion
- Grant us correct understanding of Qur’ān
- Grant us correct understanding of the Sunnah
- Du‘ā for Parents
- Those who have passed away and those who are alive
- Fulfil rights of our parents
- Let parents be happy with us

- Spouses – Relieve us of problems & give us blessings in our marriages
- So many people haven't got spouses, grant them pious spouses and ones who are right for them
- Du'ā for Children, those who are ill, who have learning difficulties, autism etc.
- Those children who are off the path bring them back
- Give all our children long, happy, healthy, and pious lives
- Grant all our children success in both Dīn & Dunya
- Grant them success in exams
- Keep them away from temptations
- Protect them, guard them, give them beneficial knowledge
- Make all our children Ḥuffāz / 'Ulamā
- Those who have no children give them pious healthy children
- Du'ā for teachers, those who passed away and those still alive
- Keep us under their shade and guidance for many years to come
- Du'ā for our Darul Uloom's and all Madāris
- Du'ā for Neighbours
- Du'ā for our Community - Masājid / voluntary workers

- Du‘ā for all the people who helped prepare us for this Hajj, from the teachers to the guides to the organisers and helpers
- Assistance in Global Issues
- Relief from problems all around the world
- So many Martyrs, Allāh سُبْحَانَہُ وَتَعَالَى give them the highest status in Jannah
- Forgive us for our shortcomings
- Make us do those things which gain His pleasure and acceptance and bring His Help
- Du‘ā for Al-Masjid Al Aqṣā and Ḥaramayn Sharifayn
- Du‘ā for Palestine and all places where our brothers and sisters are going through trials and tribulations
- Du‘ā for Accepted Hajj - Ḥajj Maqbūl & Mabrūr
- Du‘ā for Jannah & protection from the fire
- Du‘ā to live life according to the Sunnah
- Grant us death with Imān
- Take us when You are happy with us
- Protect us from decrepit old age
- Help us with the questioning in the grave
- Refuge from punishment of Barzakh
- Refuge from punishment of Ḥashr
- Easy Reckoning, book of deeds in our right hand
- Go over Pulsirat at speed of lighting
- Enter Jannatul Firdaus through any door

- Protection from Hell
- Grant us the greatest favour, to be able to see You
- Answer all our supplications & those of all who have asked us to supplicate for them

Make this Hajj, a Hajj of positive change for all of us and a shift in the world towards the powers of truth and justice, away from the oppressive tyrants.

Appendix C – Example Hajj Timetable

Day 1 - Monday 8th Dhul Hijjah		Day 2 - Tuesday 9th Dhul Hijjah		Day 3 - Wednesday 10th Dhul Hijjah		Day 4 - Thursday 11th Dhul Hijjah		Day 5 - Friday 12th Dhul Hijjah	
Mina		Mina/Arafat/Muzdalifah		Muzdalifah/Mina/Jamarat/Makkah/Mina		Mina		Mina/Makkah	
03:30	Tahajjud/Dua	03:30	Tahajjud			03:30	Tahajjud	03:30	Tahajjud
04:20	Fajr Salah	04:20	Fajr Salah	04:20	Fajr Salah	04:20	Fajr Salah	04:20	Fajr Salah
04:30	Short Nasihah (The Character of a Muslim)	04:30	Short Nasihah (The Character of a Muslim)		Leave for Mina \ Jamarat	04:30	Short Nasihah (The Unseen benefits of Pious Actions)	04:30	Short Nasihah (The Unseen benefits of Pious Actions)
04:40	Quran Recitation	04:40	Quran Recitation			04:40	Quran Recitation	04:40	Quran Recitation
	Rest/Breakfast		Rest/Breakfast	After Sunrise	Rami x 1 - then make way to Makkah (Hotel)		Rest/Breakfast		Rest/Breakfast
11:00	Teaching & learning (Purity)		Leave for Arafat		Contact Agent if required to instruct them to sacrifice	11:00	Teaching & learning (Salah)	11:00	Teaching & learning (Saum & Zakat)
12:00	Quran Recitation				Await confirmation of Sacrifice - then cut shave hair and come out of ihram	12:00	Quran Recitation	12:00	Quran Recitation/Dua
12:30	Dhuhr	12:30	Dhuhr	12:30	Dhuhr	12:30	Dhuhr	12:30	Dhuhr
	Talk Logistics Briefing - Mohammed Alamodi		Reading of Al-Hizb Al-A'zam		Rest in Hotel		Rami x 3 then make way back to Mina Camp		Rami x 3 - then make way back to Makkah
13:15	Lunch								
15:35	Asar	15:35	Asar	15:35	Asar	15:35	Asar		
	Talk - Etiquettes of Dua		Individual Dua		Tawaf Ziyarah		Talk - Overview of Day 5		
	Quran Recitation				Sai		Quran Recitation		
18:40	Dua	18:30	Congregational Dua			18:40	Dua		
18:55	Maghrib	After	Leave for Muzdalifah	18:55	Maghrib	18:55	Maghrib		
	Dinner	After Esha	Arrive Muzdalifah		Make way back to Mina		Dinner		
20:30	Isha	After Esha	Maghrib & Isha		Isha	20:30	Isha		
	Talk - Overview of Hajj Days 2/3/4		Collect Stones				Talk - Lessons from Hajj & Keeping the Spirit of Hajj Alive		

Hajj 2026 Journal

Maulānā Ebrahim Noor